




www.everwoodwpc.com

EVERWOOD[®]
EVERLASTING IMPRESSIONS

EZEE 
 **TILE**

SIMPLE HAS NEVER LOOKED SO GOOD

EXPERIENCE
ELEGANCE WITH
EVERWOOD EZEE



EZEE TO INSTALL EZEE TO MAINTAIN

Ezee tile is a quick and easy, low maintenance choice if you're looking for a beautiful and simple to install decking option for any outdoor space.

All you need to do is put your first tile in place and clip the rest in. Ezee tiles are suitable for any existing flat and hard standing surface. You don't need to worry about extensive preparation of the area to be decked and the interlocking square tiles require no screws or nails to fix.

Step out in style and comfort, with Everwood Ezee tiles, an instant option to upgrade your outdoor space. And, if you need to, it's easy to disassemble and move. Ezee tile is recommended for use in shaded or semi-shaded spaces.

ADVANTAGES



Natural Wood
Aesthetics



Low
Maintenance



Easy To
Install



Removable &
Reusable



5 Years
Warranty

DISCLAIMER: This product is not intended for use in outdoor or sunny environments. We recommend utilizing it exclusively in shaded areas.



TEAK



MAHOGANY



OAK


COLOUR




Teak



MAHOGANY



Oak



MOST SUITED FOR

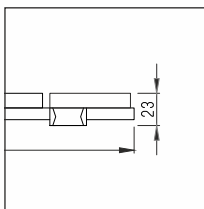
- BALCONIES, VERANDAHS & TERRACES
- PERGOLAS , GAZEBOS & MARQUEES
- ROOF & COURTYARD GARDENS
- SMALL DECKING AREAS
- FLOORING FOR SWIMMING POOL CHANGING ROOMS
- REUSABLE EXHIBITION & EVENT FLOORS
- DECKING OVER EXISTING PATIO SPACES



INTERLOCK FOR
EASY INSTALLATION



DURABLE PE BASE FOR
EASY WATER DRAINING



LOW TILE
THICKNESS

Everwood eze is the perfect choice for balconies with reduced clearance between the area to be decked and door thresholds as the tiles are just 23mm from the ground when installed, making them perfect for where a raised deck is impractical

EASY TO INSTALL
EZEE TO MAINTAIN

1

2

3

INSTALL & REMOVE
EZEE TILE IN MINUTES!



1 Lay Ewee Tile on a flat surface.



2 Align & Interlock the next tile beside the first one.



3 Press connection tabs and tap down firmly



Cut the tile wherever necessary



Place the tile to Lock around walls and pillars

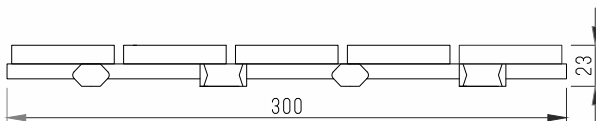
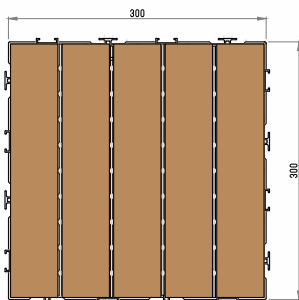
Laying Patterns




Criss Cross



Straight Line





PRODUCT CODE : EWD300X300
Standard Size : 300 mm X 300 mm
Surface Finishes : Grained
Area Per Tile : 1 sq.ft
Tiles Per Box : 11 Nos



EVERWOOD
EVERLASTING IMPRESSIONS

No. 11, Dhandayudhapani Nagar, 2nd Street,
Kotturpuram, Chennai - 600 085. Tamil Nadu. India.

Follow us @      everwoodwpc

EZEE 
 **TILE**

SIMPLE HAS NEVER LOOKED SO GOOD